

GYPROC



# Plasterboard selector guide

Dedicated to plasterboard



**British Gypsum**

# GYPROC

PLASTERBOARD PRODUCTS

## Dedicated to Plasterboard

British Gypsum manufactured the first plasterboard in the UK over 90 years ago. Since then, we have developed this relatively simple concept into a range of modern high performance lining products to meet the varying demands of buildings as diverse as houses and cinemas, hospitals and schools.

Today's Gyproc plasterboards offer durable, high quality linings for walls and ceilings, lift shafts and stairwells, corridors and auditoria. They offer a wide variety of solutions from simple space division through to demanding fire, sound, thermal, moisture and impact resistance - ensuring comfort and safety for all.

Market leading Gyproc plasterboards are manufactured to the highest quality standards. They are rigorously tested as part of British Gypsum systems to performance standards as quoted in our White Book and associated technical publications.


As well as being synonymous with quality and choice in plasterboards, Gyproc has a range of accessories, from screws to adhesives and finishing products - everything you need to guarantee a perfectly finished internal lining.

Only high quality branded products that have been designed and tested to work together will give you drylining system performance that's guaranteed.

That means total peace of mind with SpecSure® – the lifetime system warranty from British Gypsum.

Gyproc performance plasterboards are an integral part of any British Gypsum fully warranted SpecSure® system to provide:

- Acoustic performance - for improving the internal environment in homes, cinemas, leisure centres and offices.
- Fire protection - for lift shafts, escape routes and general personal/structural protection.
- Moisture resistance - for kitchens, bathrooms, showers and semi-exposed applications.
- Thermal insulation - for comfort and energy saving in homes and other buildings.
- Impact resistance - for high traffic areas such as in schools and hospitals.

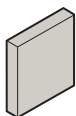


# Standard performance

---

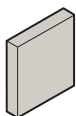
Gyproc plasterboards are the modern way to provide high quality linings for today's buildings. They are available in an unrivalled range of types and sizes, enabling you to select exactly the right product for every application.

Choose from:



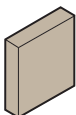
## Gyproc WallBoard\*

The standard board product with ivory face paper, suitable for most applications where normal fire, structural and acoustic levels are specified. Suitable for direct decoration or Thistle plaster finish.



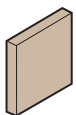
## Gyproc WallBoard TEN

A Gyproc WallBoard engineered to meet the guidance given in the revised Part E Building Regulations (transmission of sound), that states plasterboard, where used, must have a minimum mass of 10kg/m<sup>2</sup> for internal and separating constructions in all residential projects, both new-build and refurbishment.



## Gyproc Plank

A 19mm thick version of Gyproc WallBoard. Used as the main board in British Gypsum **SolidWall**, **GypFloor SILENT**, **GypWall AUDIO** and **GypWall QUIET** systems.



## Gyproc HandiBoard\*

Easy-to-use board for Thistle plaster application. Has a specially modified ivory liner with controlled suction characteristics. Length is compatible with 16" and 24" joist centres.



## Gyproc ProfileBoard

Gyproc WallBoard with either a negative edge or bevelled edge profile to provide fine joints in relocatable partition systems.

\* A DUPLEX option is also available where vapour control is required.

# STANDARD

## Typical applications

### Residential

- Drylining masonry and timber frame external walls.
- Ground floor and upper floor partitions in masonry and timber frame built homes.
- Drylining masonry and timber frame separating walls.
- Used in the construction of both mid-floor and top-floor ceilings.

### Commercial

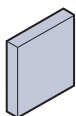
- Partitions in all institutional / commercial and leisure buildings.
- Separating walls in all institutional / commercial and leisure buildings.
- Ceilings in all institutional / commercial and leisure buildings.

Gyproc product	Thickness mm	Width mm	Length mm	Tapered edge	Square edge
WallBoard	9.5, 12.5 or 15	900 or 1200	1800 to 3600	Y	Y
WallBoard DUPLEX	9.5, 12.5 or 15	900 or 1200	1800 to 3000	Y	Y
WallBoard TEN	12.5	1200	2400	Y	N
Plank	19	600	2400 or 3000	Y	Y
HandiBoard	9.5 or 12.5	600 or 900	1220	N	Y
HandiBoard DUPLEX	9.5	900	1220	N	Y
ProfileBoard	12.5 or 15	1200	2700 or 3000	Bevelled edge	Negative edge

# Acoustic performance

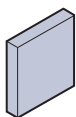
---

Noise in buildings is not only a nuisance factor but can also significantly reduce comfort and efficiency. Building Regulations Approved Document Part E stipulates minimum levels of acoustic performance for all residential buildings. Areas of other buildings are often specified as having higher levels of acoustic privacy depending on the type of building, location within the building and type of occupancy. Gyproc plasterboards can contribute to providing this superior acoustic performance.



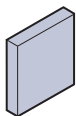
## **Gyproc SoundBloc**

Gypsum plasterboard with a higher density core. Designed for use in British Gypsum wall and partition systems where greater levels of sound insulation are required. Pale blue coloured face paper.



## **Gyproc SoundBloc MR**

Gypsum plasterboard with a higher density core. Designed for use in British Gypsum wall and partition systems where greater levels of sound insulation are required, also where moisture resistance is required e.g. tiled wet areas. Pale blue coloured face paper.



## **Gyproc SoundBloc RAPID**

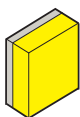
Gypsum plasterboard with a higher density core, in special width and thickness configuration. Used in the British Gypsum **GypWall RAPID** system, a quick to erect, high performance internal wall system for housing applications. Pale blue coloured face paper.

# ACOUSTIC



## Gyproc SoundBloc RAPID MR

Gypsum plasterboard with a higher density and sound dampening core and moisture resistance for areas such as behind tiled shower / bathroom walls. In special width and thickness configuration. Used in the British Gypsum **GypWall RAPID** system, which provides a quick to erect, high performance internal wall system for housing applications. Pale blue coloured face paper.



## Gyproc TriLine

Gyproc WallBoard bonded to CFC and HCFC-free glass mineral wool backing. Popularly used for upgrading existing constructions by providing extra sound insulation on party walls. An optional vapour check grade is available.

## Typical applications

### Residential

- Sound insulating partitions and floors in homes – particularly where 40dB sound reduction is required.

### Commercial

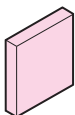
- Partitions in all institutional / commercial and leisure buildings.
- Floors in all institutional / commercial and leisure buildings.

Gyproc product	Thickness mm	Width mm	Length mm	Tapered edge	Square edge
SoundBloc	12.5 or 15	1200	2400 to 3000	Y	N
SoundBloc MR	12.5 or 15	1200	2400 to 3000	Y	N
SoundBloc RAPID	15	900	1800 to 2700	Y	N
SoundBloc RAPID MR	15	900	2400 or 2700	Y	N
TriLine	42 or 52	900	2400	Y	N

## Fire performance

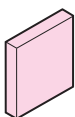
---

The importance of providing adequate and effective fire protection in buildings cannot be over emphasised. It is crucial that the fire protection requirements for a building are identified and incorporated to ensure that occupants are able to escape the building safely in the event of fire. Gyproc plasterboards can contribute to providing the required fire performance.



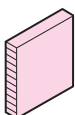
### **Gyproc FireLine**

Gypsum plasterboard with glass fibre and other additives in the core. Used in British Gypsum partition, wall lining and ceiling systems to give increased fire protection. Pink coloured face paper.



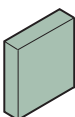
### **Gyproc FireLine DUPLEX**

Gyproc FireLine with pink coloured face paper, backed with a vapour control membrane. Combines a high fire performance lining with vapour control.



### **Gyproc FireLine MR**

Gyproc FireLine with water repellent additives in the core, encased in a special pink paper liner. Used in British Gypsum wall and partition systems where both fire protection and moisture resistance are required.



### **Gyproc CoreBoard**

A 19mm thick version of Gyproc FireLine MR board with square edges and green paper liner. Used as the main board in the British Gypsum **ShaftWall** system to provide fire protection with temporary moisture protection during construction.

# FIRE

## Typical applications

### Residential

- Housing - Integral garage ceiling linings (fire-rating required by Building Regulations Approved Document Part B).
- Protected fire-escape routes (stairwells in common areas of flats, etc).
- Separating floors in flats or apartment developments.

### Commercial

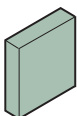
- Ceilings below timber or concrete floors in all institutional / commercial and leisure buildings.
- High fire performance walls in all institutional / commercial and leisure buildings.
- Enclosing stairwells in all institutional / commercial and leisure buildings.
- Enclosing lift shafts in all institutional / commercial and leisure buildings.
- Enclosing service ducts in all institutional / commercial and leisure buildings.

Gyproc product	Thickness mm	Width mm	Length mm	Tapered edge	Square edge
FireLine	12.5 or 15	900 or 1200	1800 to 3000	Y	Y
FireLine DUPLEX	12.5	1200	2400	Y	N
FireLine MR	12.5 or 15	1200	3000	Y	N
CoreBoard	19	598	3000	N	Y

# Moisture performance

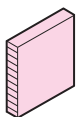
---

Certain buildings or areas of buildings require extra moisture protection. Gyproc plasterboards can contribute to providing extra moisture resistance.



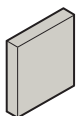
## **Gyproc Moisture Resistant**

Gypsum plasterboard with water repellent additives in the core, encased in a special green paper liner. Suitable as a base for ceramic tiling in wet use areas. Also used for external soffits in sheltered positions.



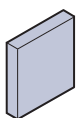
## **Gyproc FireLine MR**

Gyproc FireLine with water repellent additives in the core, encased in a special pink paper liner. Used in British Gypsum wall and partition systems where both fire protection and moisture resistance are required.



## **Gyproc DuraLine MR\***

Gypsum plasterboard with heavy duty paper facings and a higher density core. Designed for use in British Gypsum wall and partition systems to give greater impact resistance in heavy use areas, and where moisture resistance is also required. Ivory coloured face paper.

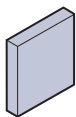


## **Gyproc SoundBloc MR**

Gypsum plasterboard with a higher density core. Designed for use in British Gypsum wall and partition systems where greater levels of sound insulation and where moisture resistance is also required. Pale blue coloured face paper.

\* Gyproc DuraLine SEVERE MR is also available to provide a severe duty rating.

# MOISTURE



## Gyproc SoundBloc RAPID MR

Gypsum plasterboard with a higher density and sound damping core, is also moisture resistant, of special width and thickness configuration. Used in the British Gypsum **GypWall RAPID** system, which provides a quick to erect, high performance internal wall system for housing applications. Pale blue coloured face paper.

## Typical applications

### Residential

- External soffits in sheltered positions.
- Drylining wet use areas such as kitchens and bathrooms.
- Use as the base before ceramic tiling.

### Commercial

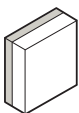
- Use as the base before ceramic tiling.
- Drylining wet use areas such as kitchens and bathrooms.
- Temporary tolerance to moisture in British Gypsum systems erected in buildings not yet enclosed.

Gyproc product	Thickness mm	Width mm	Length mm	Tapered edge	Square edge
Moisture Resistant	12.5 or 15	1200	2400 to 3000	Y	Y
FireLine MR	12.5 or 15	1200	3000	Y	N
DuraLine MR	13	1200	2400 or 3000	Y	N
DuraLine SEVERE MR	13	1200	2400 or 3000	Y	N
SoundBloc MR	12.5 or 15	1200	2400 to 3000	Y	N
SoundBloc RAPID MR	15	900	2400 or 2700	Y	N

# Thermal performance

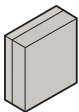
---

Heat loss from buildings can mean lower comfort conditions and results in higher fuel bills. Building Regulations Approved Document Part L stipulates minimum levels of thermal performance for external walls, roofs and floors in almost all types of new and some existing buildings. Gyproc thermal laminates are available in a wide choice of product options meaning that specified U-values can be met.



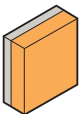
## **Gyproc ThermaLine BASIC**

Gyproc WallBoard factory-bonded to an expanded polystyrene insulant that is both CFC and HCFC-free – meaning zero ODP (Ozone Depletion Potential). An optional vapour check grade is available to reduce the risk of condensation. Used where a basic level of additional thermal insulation is required.



## **Gyproc ThermaLine PLATINUM**

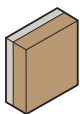
Gyproc WallBoard bonded to a special, higher performance expanded polystyrene insulant that is both CFC and HCFC-free – meaning zero ODP (Ozone Depletion Potential). An optional vapour check grade is available on all profiles, apart from the 28mm where vapour check comes as standard, with the 12.5mm board facing giving 30 minutes fire resistance for timber frame applications. Ideal for use as an insulated dry lining for clear cavity construction in new homes.



## **Gyproc ThermaLine PLUS**

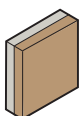
Gyproc WallBoard factory-bonded to an extruded polystyrene insulant that is both CFC and HCFC-free – meaning zero ODP (Ozone Depletion Potential). The closed cell structure of the foam provides integral vapour control. A cost-effective thermal laminate for new buildings and for upgrading existing buildings when mid to high thermal performance is required.

# THERMAL



## Gyproc ThermaLine SUPER

Gyproc WallBoard factory-bonded to CFC-free, high thermal performance phenolic foam insulant. Has good fire performance, with Class 0 rating to both faces. Also has low toxicity and smoke obscuration of less than 5%. Includes a vapour control layer as standard to reduce risk of condensation. Used where a substantial upgrade in thermal insulation is required.



## Gyproc ThermaLine REVEAL

600mm wide Gyproc WallBoard, factory-bonded to CFC-free phenolic foam. Integral vapour control is provided. A relatively thin laminate designed for lining door and window reveals to maintain thermal insulation where space is tight.

## Typical applications

### Residential

- Use on masonry external walls to meet the required U-values in the Building Regulations Approved Document Part L.
- Use where a substantial upgrade in thermal insulation is required such as solid walls in existing buildings.

### Commercial

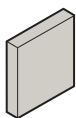
- Use on external walls where high levels of thermal insulation are required.
- Use where a substantial upgrade in thermal insulation is required such as solid walls in existing buildings.

Gyproc product	Thickness mm	Width mm	Length mm	Tapered edge	Square edge
ThermaLine BASIC	22, 30, 40, 50	1200	2400 or 2700	Y	N
ThermaLine PLATINUM	28, 40, 50, 60	1200	2400 or 2700	Y	N
ThermaLine PLUS	27, 35, 40, 45, 55	1200	2400 or 2700	Y	N
ThermaLine SUPER	50, 60, 65	1200	2400 or 2700	Y	N
ThermaLine REVEAL	18	600	2400	N	Y

# Impact performance

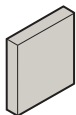
---

Certain buildings or areas of buildings can be exposed to greater wear and tear such as public or high traffic areas. Gyproc plasterboards can contribute to providing greater impact resistance.



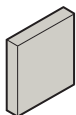
## **Gyproc DuraLine**

Gypsum plasterboard with heavy duty paper facings and a higher density core. Designed for use in British Gypsum wall and partition systems to give greater impact resistance in heavy use areas. Ivory coloured face paper.



## **Gyproc DuraLine MR**

Gypsum plasterboard with heavy duty paper facings and a higher density core. Designed for use in British Gypsum wall and partition systems to give greater impact resistance in heavy use areas, and where moisture protection is also required. Ivory coloured face paper.



## **Gyproc DuraLine SEVERE\***

Gypsum plasterboard with increased duty liner backing and a higher density core to provide a severe duty rating against the requirements of *BS 5234*. Designed for use in British Gypsum wall lining and partition systems to give even greater impact resistance in severe use areas. Ivory coloured face paper.

\* Gyproc DuraLine SEVERE MR is also available.

# IMPACT

## Typical applications

### Residential

- Hallways, stairs and landing areas, which are subject to higher levels of traffic and prone to damage.

### Commercial

- High traffic areas such as corridors, reception areas, etc., in all institutional / commercial and leisure buildings.
- Used in exposed areas of healthcare and educational buildings, such as central kitchens, hotels, etc.

Gyproc product	Thickness mm	Width mm	Length mm	Tapered edge	Square edge
DuraLine	13 or 15	1200	2400 or 3000	Y	N
DuraLine MR	13	1200	2400 or 3000	Y	N
DuraLine SEVERE*	13	1200	2400 or 3000	Y	N

\* Gyproc DuraLine SEVERE MR is also available.

# Fixing and finishing Gyproc plasterboards

## Fixing

Gyproc plasterboards can be simply fixed directly to masonry backgrounds using Gyproc Dri-Wall Adhesive, or screw-fixed to a Gypframe metal framework using Gyproc Drywall Screws. In the case of timber framework, screw fixing using Gyproc Drywall Timber Screws or the use of Gypframe RB2 SureFix Bar is recommended to reduce the incidents of nail-popping.



## Board fixing

- Fix boards with decorative side out to receive joint treatment or a skim plaster finish.
- Lightly butt boards together. Never force boards into position.
- Install fixings not closer than 13mm from cut edges and 10mm from bound edges.
- Position cut edges to internal angles whenever possible, removing paper burrs with fine sandpaper.
- Stagger horizontal and vertical board joints between layers by a minimum of 600mm.
- Locate boards to the centre line of framing where this supports board edges or ends.

## Screw fixing to Gypframe metal framing

- Select Gyproc Drywall Screws to give a nominal 10mm penetration into the metal. See Table 1.
- Where autofeed power screwdrivers are employed, use Gyproc Collated Drywall Screws (supplied in strips).
- Use Gyproc Drywall Screws for fixing 'C' studs and associated framing up to and including 0.7mm gauge (e.g. Gypframe



60 S 60 'C' Stud), and for fixing to 'I' studs up to and including 0.5mm gauge (e.g. Gypframe 70 I 50 'I' Stud).

- Use Gyproc Jack-Point Screws for fixing 'C' studs and associated framing 0.8mm gauge or greater (e.g. Gypframe 92 S 10 'C' Stud), and for fixing to 'I' studs 0.7mm gauge or greater (e.g. Gypframe 70 I 70 'I' Stud).
- Use Gyproc Wafer Head Drywall Screws for fixing metal to metal, up to 0.7mm thick. Their thin head minimises the risk of subsequent bulging of the lining board over fixings.
- Use Gyproc Wafer Head Jack-Point Screws for fixing metal to metal where one of the sections is 0.8mm thick or above. Fix through the thinner section first.

**Table 1 Fixing to metal sections**

<b>Plasterboard thickness mm</b>	<b>Gyproc Drywall Screw minimum length mm</b>
9.5	22
12.5	22 <sup>1</sup>
12.5	25
15	25
19	32
2nd layer of 12.5 over 12.5	36
2nd layer of 15 over 15	42
2nd layer of 12.5 over 19	42
3rd layer of 12.5 over 2 layers of 12.5	50

<sup>1</sup> Gypframe RB2 SureFix Bar and DryLyner MF

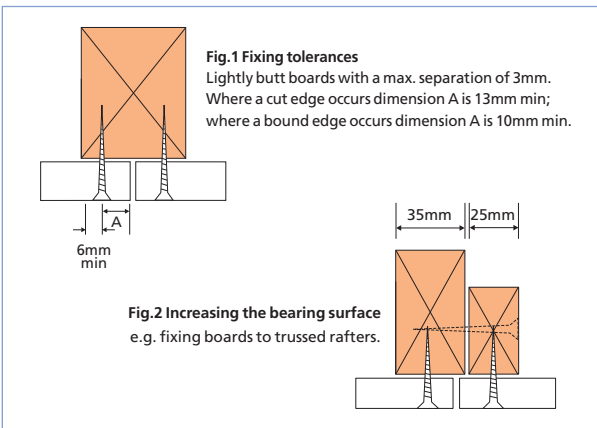
<b>Thermal laminates thickness mm</b>	<b>Gyproc Drywall Screw length mm</b>
22	32
27, 28, 30, 32	42
35	50
40	50
42, 45, 50	60
52, 55, 60, 65	75

### **Fixing to timber supports**

Select the correct length of fixing to give a nominal 25mm penetration into the timber, see Table 2.

- Use Gyproc Drywall Timber Screws when fixing to standard softwood, super-dried timber and engineered 'I' beams. They provide a superior fixing to nails and minimise the risk of fixing defects occurring.

- Where autofeed power screwdrivers are employed, use Gyproc Collated Drywall Timber Screws (supplied in strips).
- Drive fixings firmly home without fracturing the board surface but leaving a shallow depression to facilitate spotting.
- Adhere to the fixing tolerances shown in Fig.1. If the timber support has insufficient bearing surface, fix a further timber support to it as shown in Fig.2. Alternatively, in the case of joists or trusses, use suitable counter battens.
- Where nails are used, drive them straight (not skewed).



**Table 2 Fixing to timber sections**

Board thickness	Gyproc Drywall Timber Screws to fix board for direct decoration or plastering	Gyproc Nails to fix plasterboard for direct decoration or plastering
mm	mm	mm
9.5	32	30
12.5	38	40
15	38	40
19	41	50
12.5 over 12.5	51	50
15 over 15	60	65
12.5 over 19	60	65
15 over 19	60	65

## Fixtures

British Gypsum systems will support a range of fixtures from pictures to wall cupboards and heavyweight bathroom accessories. Fixtures should be planned in advance to enable additional support to be included, if necessary, and the fixings used must be appropriate for the weight of item to be supported. For information refer to the **White Book** or contact our Drywall Academy Advice Centre on 08705 456123.

## Finishing

Tapered-edge Gyproc plasterboards may be professionally filled and finished using Gyproc jointing materials, which are available in a range of specifications to suit the method of application and site preference. Joints are reinforced using Gyproc Joint Tape to ensure the correct level of performance is maintained, and treated with Gyproc Drywall Primer or Gyproc Drywall Sealer to prepare for decoration, or provide vapour control, as necessary.



Alternatively, square or tapered-edge boards can be reinforced with Thistle ProTape or Gyproc Joint Tape for increased resistance to cracking and finished with a skim coat of Thistle Board Finish or Thistle Multi-Finish plaster, to give all of the advantages of a smooth plaster finish. Where moisture resistant boards are to be skimmed, pre-treatment with ThistleBond-it is required.

---

**NB** Gyproc plasterboards should not be considered as a means of isolating dampness or used in areas subject to persistently damp or humid conditions.

Understanding the codes for metal studs and channels: The first 2 or 3 digits refer to the component width, the letter/s refer to the component type and the last two numbers indicate the metal thickness in mm e.g. 92 S 10 refers to 92mm wide 'C' stud, metal thickness of 10mm.

## Other publications from British Gypsum



### **SiteBook**

Simple and easy to follow installation details for those who frequently install British Gypsum systems.



### **Plasterboard finishing guide**

A guide to products and systems for finishing all types of plasterboard, wall and ceiling linings.

---

Gyproc, Thistle, Gyframe, Glasroc, Artec and Rawl are all registered trade names of BPB United Kingdom Limited. Iso wool is a registered trade name of British Gypsum-Isover Ltd, a joint venture between the insulation division of British Gypsum and Isover Saint-Gobain.

British Gypsum reserves the right to revise product specification without notice. The information given is correct to the best of our knowledge at the time of publication, but it is the user's responsibility to ensure it remains current prior to use. The enclosed information should not be read in isolation as it is meant only as guidance for the customer, who should always ensure that they are fully conversant with the products and systems being used and their subsequent installation prior to the commencement of a job. We advise that you read and familiarise yourself with all the information contained in this literature prior to the commencement of the work or specification. For further details refer to our Health and Safety Guidance Sheet which is available on request.

For a comprehensive and up to date library of information visit our website at: [www.british-gypsum.com](http://www.british-gypsum.com)

---

**Telephone: 08705 456123**

**#1 (Literature), #2 (Specifiers), #3 (Merchants), #4 (Contractors)**

For quality and security reasons, calls may be recorded.

**Fax: 08705 456356**

**[www.british-gypsum.com](http://www.british-gypsum.com)**

**[bgtechnical.enquiries@bpb.com](mailto:bgtechnical.enquiries@bpb.com)**

© British Gypsum February 2005

SG-PB-02

---