

TRISO-SOLS


(Formerly Chap-Reflex)

Insulation for floors

with hot water underfloor heating
Technical performance

Inventor
OF THIN THERMO-REFLECTIVE INSULATION PRODUCTS
SINCE 1980

PACKAGING		
WIDTH	1,58 m	
LENGTH	12,66 m	
SURFACE AREA	20 m²	
WEIGHT (per roll)	12,5 kg	
COMPOSITION		
NUMBER OF COMPONENTS	13	1 grid-squared polyethylene film, 6 foam layers, 4 internal reflective films, 2 metallic films with reinforcing mesh
NUMBER OF REFLECTIVE FILMS	6	
SURFACE WEIGHT	630 g/m ²	
THICKNESS	7 mm	
MECHANICAL PROPERTIES		
- BREAKING STRENGTH		
- Warp	> 550 N	BS EN ISO 13934-1
- Weft	> 300 N	
- TEAR STRENGTH		
- Warp	> 60 N	BS EN ISO 13937-2
- Weft	> 25 N	



Properties

- Because of the product's thinness (7 mm), there is no need to cut the base of doors and room heights can be preserved.
 - Quick and easy installation : flexible insulation product, which can be cut with scissors. Integrated grid-squared polyethylene film.
 - Durable
 - Non irritant to the touch, hypoallergenic.
- No protective equipment (overalls etc.) needed.

Specific benefits

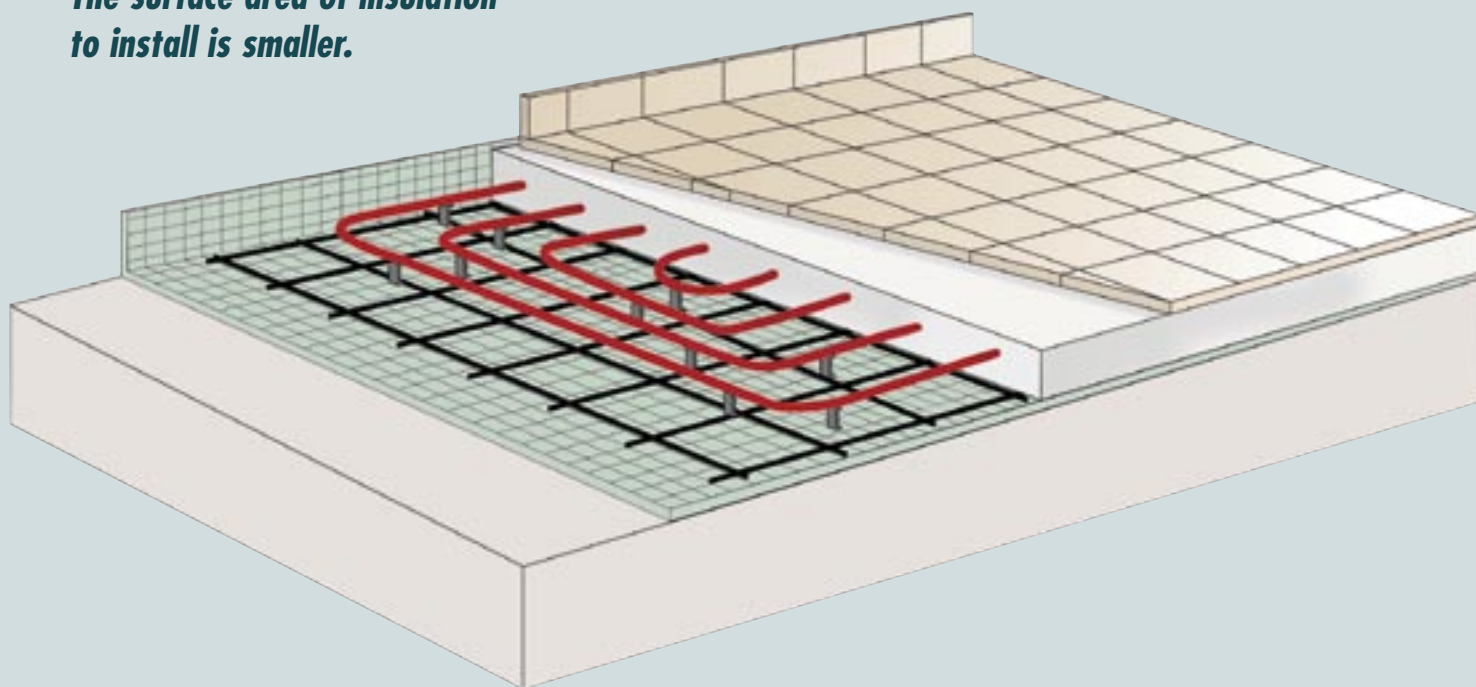
- Uniformly reflects the heat generated by hot water under floor heating systems.
- Eliminates thermal bridging at floor edges (because the insulation product can be turned up the walls at the perimeters).
- Reduces linear heat loss.
- Reduces impact noises.

ACTIS
the feel good insulation

TRISO-SOLS

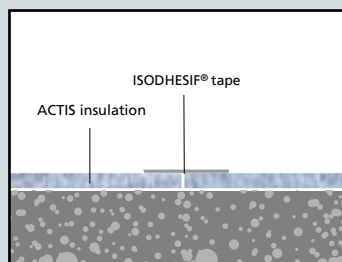
INSTALLATION INSTRUCTIONS

*The volume of living spaces
to heat is reduced.
The surface area of insulation
to install is smaller.*



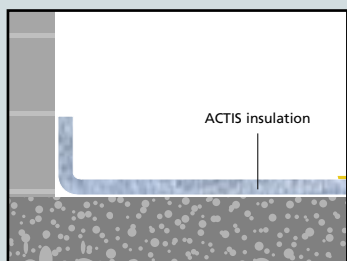
1 Preparation

- Prepare the floor substrate to obtain a clean, dry and smooth surface.



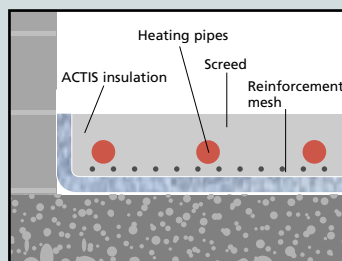
3 Laying the next lengths of product

- Do not overlap the long edges, instead butt the long edges together. The polyethylene film should be the only part of the insulation product to overlap.
- Cover the joints with ISODHESIF®.



2 Laying the first length of product

- Unroll the insulation product on the floor substrate and turn the product 100 mm up the walls (to ensure insulation at the floor perimeter).



4 Finishes

- Install the underfloor heating system (heating circuit and screed finish) following the manufacturer's instructions.

ACTIS
the feel good insulation

Actis Insulation Limited : Unit1, Cornbrash Park, Bumpers Farm Industrial Estate,
CHIPPENHAM, Wilts SN14 6RA

Tel 01249 446123 Fax 01249 446345 E-mail solutions@actis-insulation.com